

Lifting Jacks



Workshop Presses

Vehicle Lifts

Mobile Cranes



Made in Germany



Jack Beams

for Passenger Cars, Trucks and Busses

Georg Kirsten
GmbH & Co. KG

Gartenfeldstraße 17
D-54427 Kell am See
Germany

Tel.: +49 6589 9178 0
Fax: +49 6589 9178 20

www.kirsten.eu

Serial equipment of the lifts

hard chromium piston rod for attrition- and corrosion prevention

non-return valve for load security in every stroke position

pressure limitation valve for overload security

guide bush made from resistance material

steel carrying plate as load reception



lowering valve with spring return position in 0 position

undercarriage up to 4.000 kg capacity with needle bearings

two-coloured paint finishes with hammer effect

dark blue for the lift

silver grey for the undercarriage



Advisable accessories

cylinder inside chromium for attrition- and corrosion prevention

telescope inside chromium at telescope lifts

needle bearings in lift rollers

grease nipples in undercarriage rollers

grease nipples in lift rollers

mounted maintenance unit (pressure regulate; filter; water separator; manometer) at lifts with pneumatic drive.

Type LT 1,5 Z

Capacity	1 500 kg
Stroke	290 mm
Stroke extension	100 mm
Construction height	300 mm
Weight	86 kg
pneumatic operating pressure	10 bar

Type HT und HT M

Type HT

Load stroke with hand pump

Stroke extension to put on

Type HT M

Load stroke with pneumatic motor pump

Stroke extension to put on

Control valve up as push button

Undercarriage was made to in existence car hoist. Please enclose measure sketch or measure sheet for „Axle lift on car hoist“ at ordering. Look to last prospectus side.

Type	Capacity kg	Stroke mm	Stroke extension mm	Height mm	Weight kg	pneum. Pressure bar
HT 4	4 000	360	100	335	90	-
HT 4 M	4 000	360	100	335	90	10
HT 6	6 000	360	100	335	95	-
HT 6 M	6 000	360	100	335	95	10



Type KSH and KSH M

Type KSH


Load stroke with hand pump

Type KSH M

Load stroke with pneumatic motor pump

Hydraulic shear lift with mechanic-security lock pin of the stroke traverses. Springy bearing running rolls to moved in longitudinal direction. By load put the side rack on the running rail. Lower is only possible through simultaneous open holding of the security lock pin and put lowering valve.

Typ	Capacity kg	Stroke mm	adjust. area Rack mm	adjust. area Telescop slide mm	Height lowering mm
KSH 2 KSH 2 M	2 000	250	820 - 1160	780 - 1600	180
KSH 2,6 KSH 2,6 M	2 600	250	820 - 1160	780 - 1500	180
KSH 4 M	4 000	250	820 - 1200	720 - 1400	230



Type KHT K und KHT K MZS

KHT K

Load stroke with Hand pump

Stroke extension to put on

KHT K MZS

Pneumatic quick stroke to load

Load stroke with pneumatic motor pump

Positive return pneumatic of piston

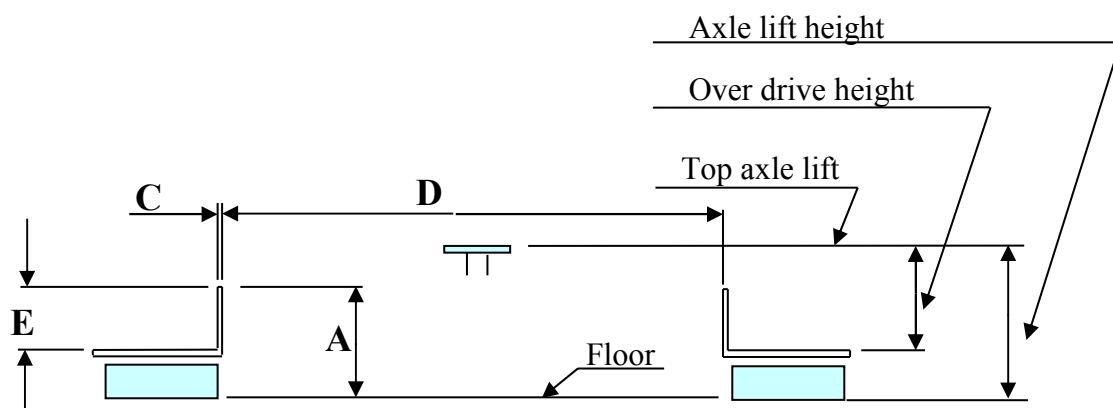
Stroke extension to put on

Type	Capacity Telescope 1 kg	Capacity Telescope 2 kg	Stroke 1 mm	total Stroke mm	Stroke extension mm	Height mm	Weight kg	pneum. Pressure bar
KHT 11/2 K	11 000	6 200	230	474	150	555	235	-
KHT 11/2 K MZS	11 000	6 200	230	474	150	555	240	10

Undercarriage was made to in existence car hoist. Please enclose measure sketch or measure sheet for „Axle lift on car hoist“ at ordering. Look to last prospectus side.

Measure sheet Axle lift on car hoist

by order please enclose a copy of the fill in measure sheet



Please give follow data:

Type name from our car hoist _____

Measure A floor to wheel deflector at lowered car hoist _____ mm

Measure C breadth of wheel deflector for trace wreath roll _____ mm

Measure D gauge of car hoist, if adjustable from to _____ mm

Measure E upper edge wheel deflector to drive rail _____ mm